

PLANT A TREE
— SAVE A LIFE —

ARRIVALS \ DEPARTURES

19:20 LONDON

13:14 PARIS

21:05 ZURICH

15:15 TOKYO

10:50 CAIRO

ONE
NIGHT
ONLY.

plantatree CANVA DESIGN SCHOOL

Quick Guide to Canva

16 SHOWS

SEPTEMBER 14 - 29

EPIC BAND

TICKETS
ON SALE
NOW

CHIPS, BEER &
Burgers

Canva

be calm.



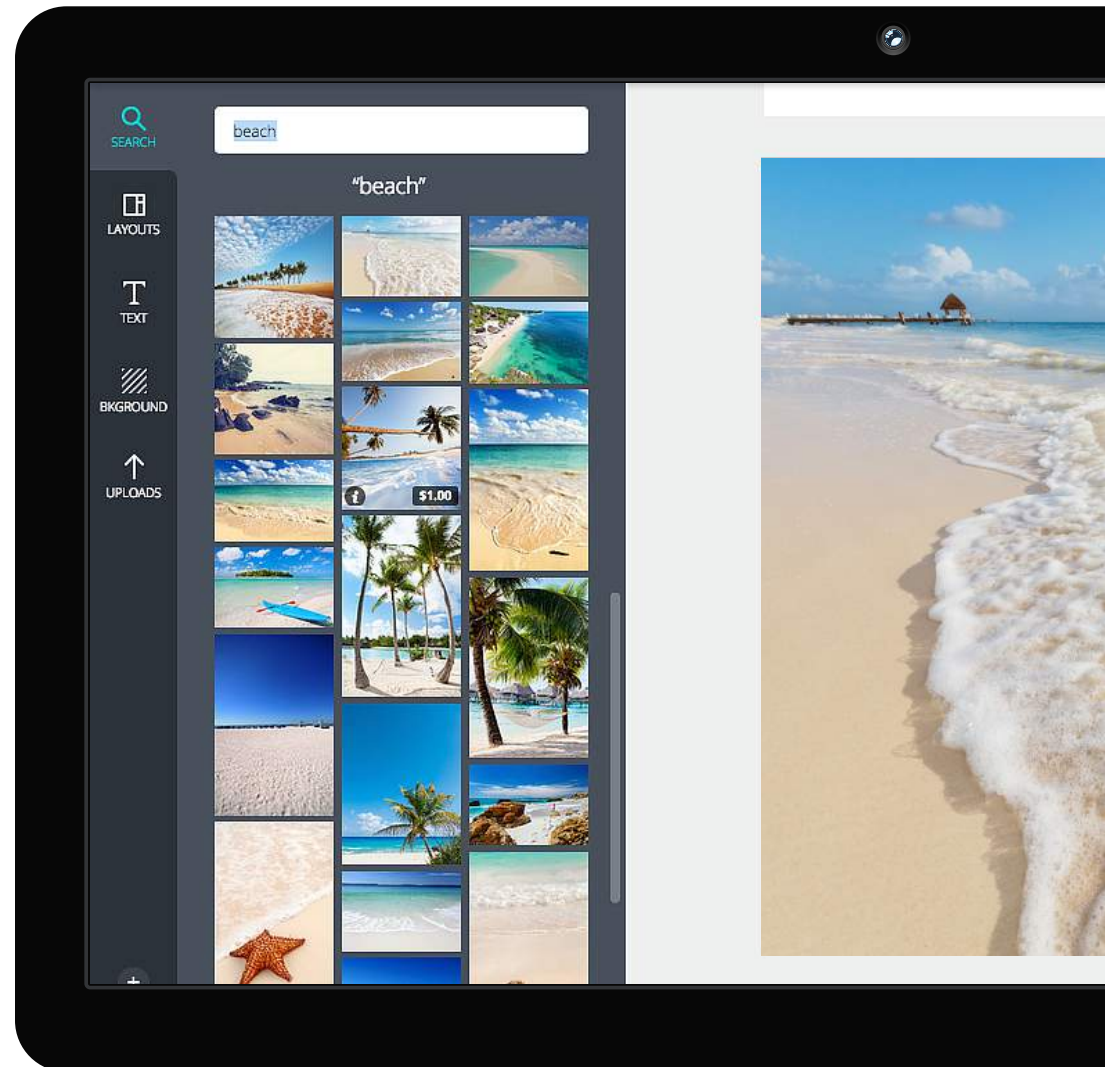
Search

SEARCH

The two ways to search




There are two ways to search:
category folders and
keyword search.




SEARCH

Grids and images



Grids can be used to hold any images and allow for easy resizing and manipulation of your images.



Layouts

LAYOUTS

Choose a striking template



If you don't want to start from scratch, choose one of the hundreds of beautifully designed layouts that have been created for each design type.

T

Text

TEXT

Use a text box



Choose from header, subtitle, or body text boxes and adjust the font and size to complement your design. Change the default font and size if you regularly use the same fonts.

ADD TEXT TO YOUR DESIGN

Use a text holder

BLUEBERRY

PIE

FOR MORE RECIPIES VISIT OUR WEBSITE



SCULPTURE & ART

EXHIBITION
ON NOW

Honeycomb
icecream
THE ULTIMATE DINNER TREAT

If you're not sure where to start, choose from hundreds of text boxes to tastefully frame the text for your design.



Background

BACKGROUNDS

Choose a color or Canva background

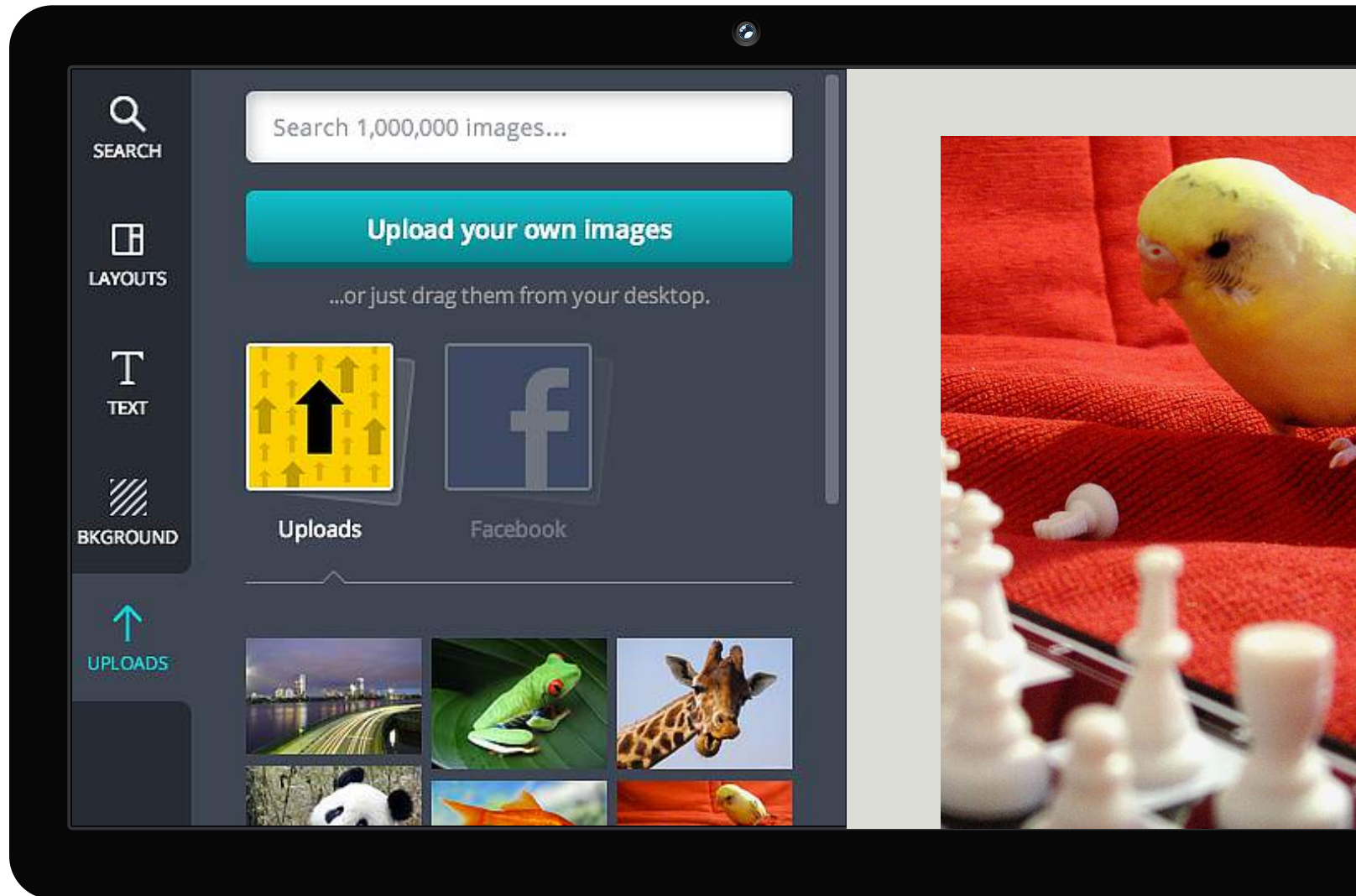




Uploads

UPLOADS

Upload your own images

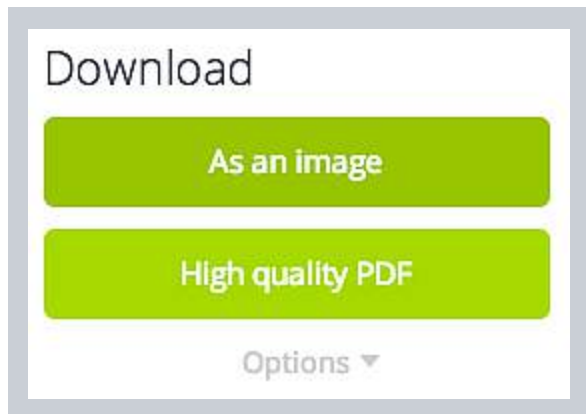




Helpful Tips

HELPFUL TIPS

Download



Download your design as a PDF or image.



Share your design using email or using a link.

Page arrangement



You can change the order of your pages by clicking on the up or down arrows.

You can also duplicate and delete pages in your design by clicking on the dual page or trash can icons.

GETTING STARTED

Beginner's Challenge



Beginner's Challenge

[See details](#)

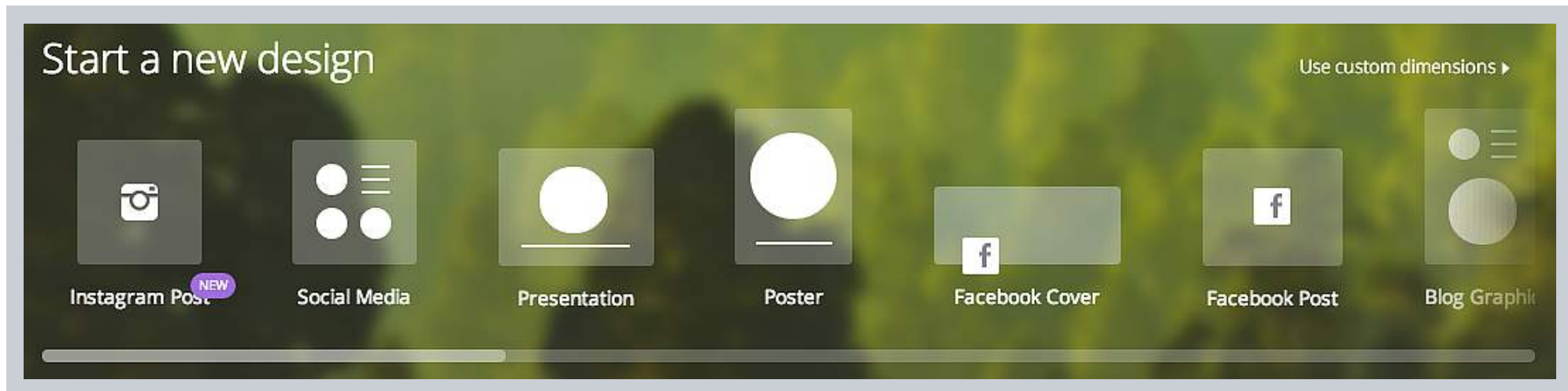


Essential Canva Tools

[See details](#)

GETTING STARTED

Choose your new design type



Choose the design type that makes the most sense for your classroom task.